


iStent®

AN ADVANCED DEVICE FOR GLAUCOMA THERAPY

Your once-in-a-lifetime opportunity to treat glaucoma and cataracts at the same time.

If you have been managing your glaucoma with medication, and are now preparing for cataract surgery, iStent may be an ideal option for you. iStent is not only the world's smallest medical device known to be implanted in the human body—it also started a revolution in glaucoma treatment as the first Micro-Invasive Glaucoma Surgery (MIGS) device.

Implanted during cataract surgery, iStent is a tiny device that has helped thousands of people with glaucoma manage their intraocular pressure. iStent is designed to reduce eye pressure, which can prevent the progression of glaucoma, and may allow your doctor to reduce your glaucoma medication.



The iStent Device

OPEN YOUR EYES TO A WORLD OF POSSIBILITIES

Ask your doctor about iStent today!

If you're planning on having cataract surgery and are currently taking one or more medications to lower your eye pressure, you may be a candidate for iStent. Talk to your doctor today to find out if iStent is right for you.

REFERENCES:

*Based on clinical data showing IOP \geq 16 mmHg at 3 years post procedure¹

1. Neuhann TH. Trabecular micro-bypass stent implantation during small-incision cataract surgery for open-angle glaucoma or ocular hypertension: Long-term results. *J Cataract Refract Surg.* 2015; 41:2664–2671.

INDICATION FOR USE. The iStent® Trabecular Micro-Bypass Stent (Models GTS100R and GTS100L) is indicated for use in conjunction with cataract surgery for the reduction of intraocular pressure (IOP) in adult patients with mild to moderate open-angle glaucoma currently treated with ocular hypotensive medication. **CONTRAINDICATIONS.** The iStent® is contraindicated in eyes with primary or secondary angle closure glaucoma, including neovascular glaucoma, as well as in patients with retrobulbar tumor, thyroid eye disease, Sturge-Weber Syndrome or any other type of condition that may cause elevated episcleral venous pressure. **WARNINGS.** Gonioscopy should be performed prior to surgery to exclude PAS, rubeosis, and other angle abnormalities or conditions that would prohibit adequate visualization of the angle that could lead to improper placement of the stent and pose a hazard. The iStent® is MR-Conditional meaning that the device is safe for use in a specified MR environment under specified conditions, please see label for details. **PRECAUTIONS.** The surgeon should monitor the patient postoperatively for proper maintenance of intraocular pressure. The safety and effectiveness of the iStent® has not been established as an alternative to the primary treatment of glaucoma with medications, in children, in eyes with significant prior trauma, chronic inflammation, or an abnormal anterior segment, in pseudophakic patients with glaucoma, in patients with pseudoexfoliative glaucoma, pigmentary, and uveitic glaucoma, in patients with unmedicated IOP less than 22 mmHg or greater than 36 mmHg after "washout" of medications, or in patients with prior glaucoma surgery of any type including argon laser trabeculoplasty, for implantation of more than a single stent, after complications during cataract surgery, and when implantation has been without concomitant cataract surgery with IOL implantation for visually significant cataract. **ADVERSE EVENTS.** The most common post-operative adverse events reported in the randomized pivotal trial included early post-operative corneal edema (8%), BCVA loss of \geq 1 line at or after the 3 month visit (7%), posterior capsular opacification (6%), stent obstruction (4%) early post-operative anterior chamber cells (3%), and early post-operative corneal abrasion (3%). Please refer to Directions for Use for additional adverse event information. **CAUTION:** Federal law restricts this device to sale by, or on the order of, a physician. Please reference the Directions for Use labeling for a complete list of contraindications, warnings, precautions, and adverse events.

©2016 Glaukos Corporation. Glaukos and iStent are registered trademarks of Glaukos Corporation. 400-0298-2016-US Rev. 0

ALL AT ONCE I'M FREE!

Cataract surgery and glaucoma therapy—all in one procedure.

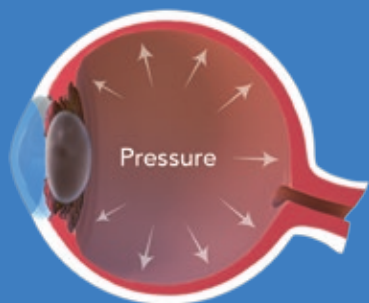


iStent®
TRABECULAR
MICRO-BYPASS

GLAUCOMA AND EYE PRESSURE

What's causing the pressure and how it can impact your vision.

Glaucoma is a group of diseases that damage the eye's optic nerve and can, if left untreated, cause vision impairment and even blindness. Glaucoma is asymptomatic—meaning it occurs without noticeable symptoms appearing—and can often go undiagnosed without proper checkups, and worsen over time.



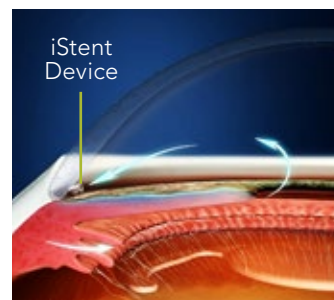
A major risk factor for developing glaucoma is increased eye pressure that occurs when fluid in the eye—used to transport important nutrients to the lens and cornea—accumulates and cannot drain naturally. Additional risk factors associated with glaucoma also include:

- Advanced age
- Severe myopia (nearsightedness)
- Poor blood circulation
- Genetics (having another family member with glaucoma)

HOW THE iSTENT[®] IMPLANT WORKS

Exceptionally designed to reduce eye pressure.

To help control the increased pressure in your eye associated with glaucoma, iStent creates a bypass between the front part of your eye and its natural drainage pathway to restore your eye's natural ability to drain fluid. iStent is gently inserted in your eye during cataract surgery. Once inserted, you will not be able to see or feel the device.



A TINY IMPLANT, A HUGE IMPACT

Proven safe and effective in multiple clinical studies and thousands of patients.

The first and only MIGS device approved by the FDA, today iStent has been implanted in over 100,000 eyes around the world, with more and more patients benefiting from the iStent procedure every day.

A CLEAR PATHWAY, A BRIGHT FUTURE

Taking advantage of a once-in-a-lifetime opportunity.

Adding iStent to your cataract surgery can provide a number of benefits.

- In a physician-sponsored trial:
 - Most patients maintained healthy eye pressure for years after the procedure.*
 - Most patients remained medication-free at 3 years.¹
- Unlike medications, which require regular doses, iStent is a medical device that is designed to work continuously.
- iStent has an excellent overall safety profile, similar to cataract surgery alone.
- iStent is covered by Medicare and most private insurance companies.

